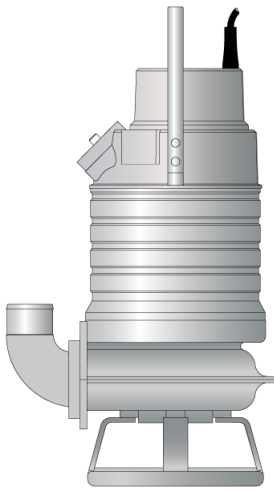


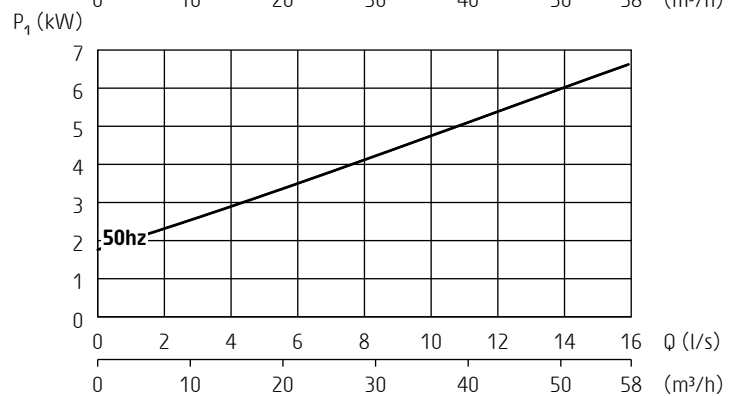
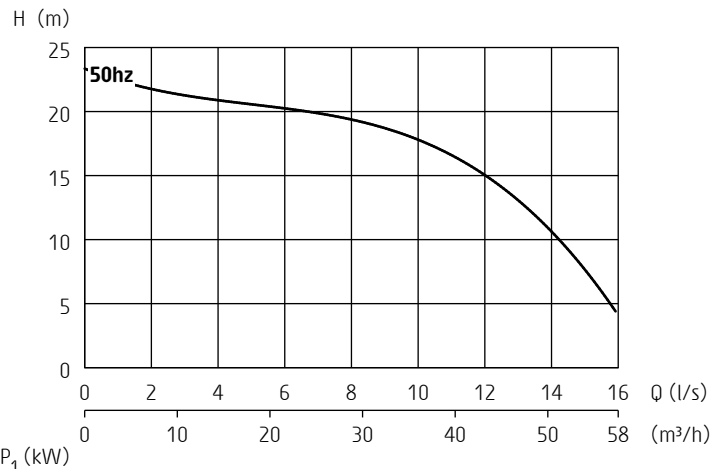
Sandy Inox

Electrical submersible sludge pump



50 Hz	Sandy Inox
Discharge connection	3"
Rated power P_2 [kW]	6,3
Max. power consumption P_1 [kW]	7,3
Shaft speed [rpm]	2840
Rated current at 400V	12 A
Rated current at 500V	9,4 A
Solids passage [mm]	46
Height [mm]	755
Diameter [mm]	480
Weight [kg]	86

Other voltages on request



ISO 9906/A

General description

Submersible sludge pump made of stainless steel for mines, processing industries and salt-water applications

Classification

Electrical submersible pump
Protection class: IP 68

Electrical motor

Squirrel cage induction motor
Insulation class: F (IEC 85)

Motor protection

Phase sequence control, phase failure guard, temperature guard with thermal contacts in the stator (= SMART system). Air valve

Cable - SubCab 20 m (66 ft)

50 Hz 380 - 500V: 4G2.5mm²
60 Hz 230: 4G4mm² - AWG12/4
60 Hz 460 - 575V: 4G2.5mm² - AWG14/4

Limitations

Max. submersion depth: 20 m (66 ft)
Max. liquid temperature: 40 °C (104 °F)
Allowed pH range: 2 - 10
Maximum liquid density: 1100 kg/m³ (68 lbs/ft³)

Shaft seals

Double mechanical shaft seals running in an oil compartment
Material lower seal: silicon carbide - silicon carbide
Material upper seal: carbon - silicon carbide

Bearings

Ball bearings with C3 clearance

Discharge connection

3" hose, Iso-G BSP or NPT

Materials

Casted parts: *Stainless steel (EN 10283-1.4412-ASTM CF-8M)*
Outer casing: *Stainless steel (EN 10088-3-1.4436-AISI 316L)*
Motor shaft: *Stainless steel (EN 10088-3-1.4460-AISI 329)*
Impeller: *Stainless steel (EN 10283-1.4412-ASTM CF-8M)*
Screws and nuts: *Stainless steel (A4)*
O-rings: *Viton rubber*
Pump housing liner: *Nitrile rubber*

Accessories

Zinc anodes

Specifications can be changed without notice